


SCHULZE



THE
PRETREATmaker 5
THE SMART WAY TO PRETREAT TEXTILES.

Pretreatment
machines from
the market leader.

www.schulzeshop.com





SAVE UP TO
30%
 Pretreat Liquid.*

OPTIMIZE
 YOUR PRODUCTION.



42x60 cm
 Spray Area

* Compared to a system with a 4-nozzle setup.

FIVE
NOZZLES

SMART
SPRAY

SMART
MAINTENANCE




Modern design.
Ease of use.

- + Comfortable large 7-inch touchscreen.
- + Intuitive user interface design.
- + Innovative touch free button for contactless control.
- + 3-color LED lamp shows status of the machine.
- + Improved design: Easy to operate and clean.

Quality and Consistency.

- + Consistently good spray results for brilliant colors, sharp details and excellent washability.
- + Improved pump technology for constant pump pressure performance.
- + Improved motor control for almost noiseless operation.
- + More custom spray presets available.
- + Precision spray: Adjust the spray area even finer.



Save pretreat.
Minimize costs.

- + **Standard Mode:** Adjust the spray amount with speed and direction only.
- + **Auto Mode:** Calibrated Smart Spray Mode where the spray amount is automatically adjusted to the selected spray area.
- + Use the Auto Smart Spray mode to always spray the optimum amount for best printing results.

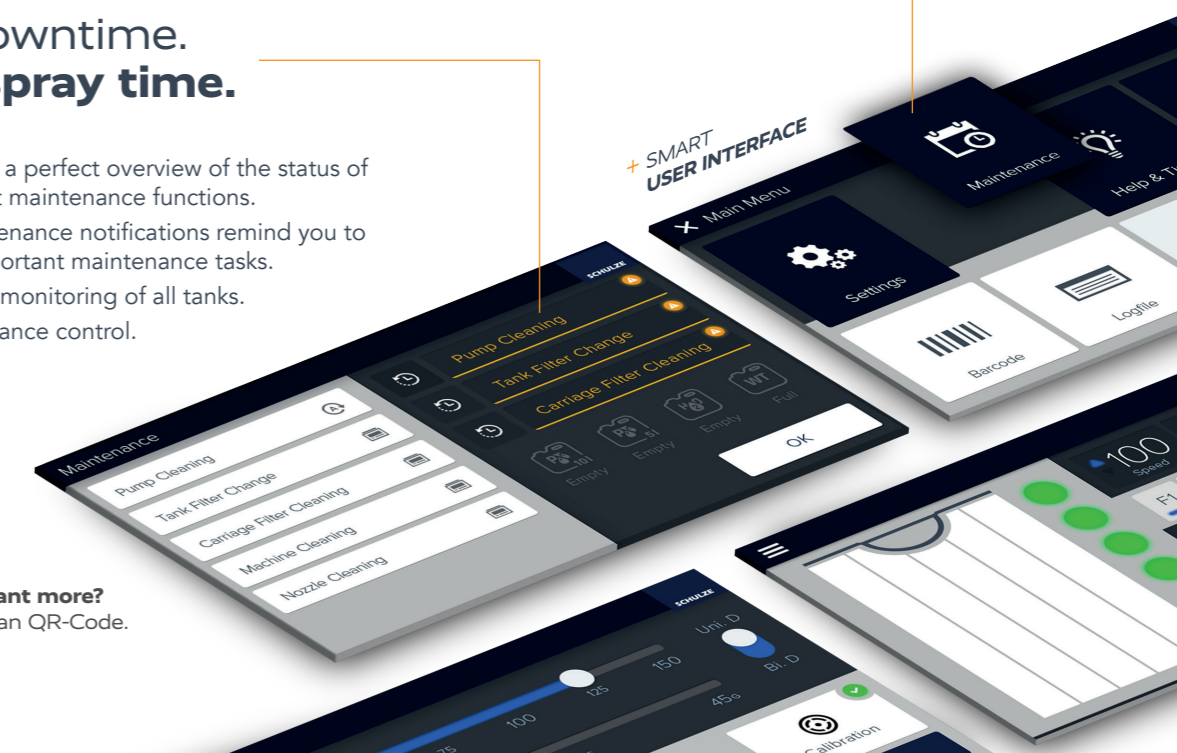
Automated Workflow.

- + Auto start up and shut down routine with nozzle check.
- + Scan-to-Spray barcode feature.
- + Barcode generator to simplify your workflow.
- + Improved automated pump cleaning.



Less downtime.
More spray time.

- + Always have a perfect overview of the status of all important maintenance functions.
- + Smart maintenance notifications remind you to perform important maintenance tasks.
- + Digital level monitoring of all tanks.
- + Full maintenance control.



Want more?
 Scan QR-Code.

Technical Specifications

01.03.2022 13:50



PRETREATmaker 5



PRETREATmaker max 5

Dimensions	73 x 98 x 52 cm	98 x 96 x 52 cm
Dimensions (transport)	80 x 95 x 61 cm	98 x 103 x 70 cm
Weight	76 kg	91 kg
Weight (transport)	97 kg	114 kg
Spray Area	42 x 60 cm	63 x 63 cm
Length of drawer	80 cm	
Power supply voltage	100 - 240 VAC	
Rated power	160 W	
Power consumption	1,6 A	
Nozzle pressure	max. 5,0 bar	
Number of nozzles	5 pcs	
Main fuse	6 A	
Noise	less than 70 dB (A)	

Provided by:



Follow us:



SCHULZE

Walter Schulze GmbH
Sarirstraße 5 | 12529 Schönefeld